












The Best Linktree Alternative To Make Money With Your Link In Bio

| | |
|--|--|
|  Assigned to | |
|  Status | Examples |
|  Topic | Design Tools |
|  Sponsored | Sponsored |
|  Sponsor | Koji |
|  Link | |
|  Recording Date | |
|  Publication Date | |
|  Keywords | best linktree alternative, koji, link in bio |
|  # of Searches | |
|  Who is editing? | |

CHECKLIST

Planning and Research

- ☐ Research keywords and topic
- ☐ Script

Shoot

- ☐ Turn on all equipment

- ☐ Check power and batteries
- ☐ Check storage. Enough space?
- ☐ Frame the shot
- ☐ Test audio
- ☐ Test video
- ☐ Record
- ☐ Shoot thumbnails

Edit

- ☐ Transfer media files to computer
- ☐ Import files into your video editor
- ☐ Sync video and audio
- ☐ Phase 1: Rough cut
- ☐ Phase 2: Cut The Fluff
- ☐ Phase 3: Enhance
 - ☐ Text and element overlays
 - ☐ Zoom in / out
 - ☐ Effects
 - ☐ Process audio - Auphonic
 - ☐ Music
 - ☐ Sound effects
- ☐ Phase 4: Final touches
 - ☐ End screen
 - ☐ Look over it again

Publish

- ☐ Design thumbnail

☐ Write title and description

☐ Keyword research

Promotion:

☐ Email announcement

☐ Instagram Story

☐ Facebook

☐ Twitter

SCRIPT

Hook - First 30 seconds is CRUCIAL!

In this video, you're going to learn the best Linktree alternative to create a link in bio page which even includes the ability to add things like a Buy Me a Coffee/Tip Jar widget, collect email subscribers, sell downloadable files like ebooks.

The best part about it all is that you can do all this without having your link in bio visitors leaving the page.

Tell Them What You Promised

Introduction

Link in bio pages, also known as micro websites have become popular as more and more creators wanted a way to showcase more than a single link in their social media bios.

Linktree is most widely used but the problem is, you can't add in-app purchases/in-profile purchases. You need to link elsewhere.

This is where a tool called Koji comes in, whom kindly sponsored this video.

Koji not only has a built-in Link in bio page to feature all of your social media profiles, but you can also sell things like:

- Locked content

- Downloadable files
- Exclusive articles

And you can even setup a tip jar and collect emails.

So in this video, I'm going to quickly and easily show you how to create and design your profile.

Steps

1. Sign up for Koji
2. Setup your profile
 - Content (Bio, Social Links, Profile Links/Highlights, Add Kojis or Links)
 - Styling your profile. There are endless ways to style your profile from the button to the background with 4K background support.
 - You can either start by selecting a Theme or you can customize your profile from scratch.
 - Options (Import Your Existing Link in Bio)
3. Monetizing Your Link in Bio profile
 - a. Tip Jar / Buy Me a Coffee
 - b. Digital downloads
 - c. Build an email list with the Email Collection template
 - d. Video requests
 - more ways
4. Sharing your Link in Bio
 - Add on your Instagram bio, Facebook, TikTok, Clubhouse, LinkedIn, Twitter, YouTube description and About section
5. Analytics

Conclusion / Verdict

If you want to be able to share multiple links as well as sell products/services in one place, try out Koji.

If you're looking for a LinkTree alternative, check out Koji.

Engagement Involvement

Share your Koji link in bio in the comments.

Call To Action

Thanks for watching. In the meantime, do watch these relevant videos.